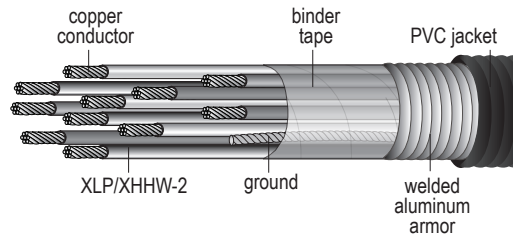


**IMPERVIOUS CONTINUOUSLY WELDED
ARMOR – POWER & CONTROL CABLE**

**600 Volt UL Type MC-HL, CT USE, 90°C, TC-ER
XLP XHHW-2 Insulation
Aluminum Armor
Copper Conductors**



Catalog Number	Size AWG	Number of Conductors	Number of Strands	Insulation Thickness Mils	Ground Wire Size AWG	Armor Diameter Inch	Jacket Thickness Mils	Overall Diameter Inches	Net Weight Lbs/Mft	Class I Div. 2 Connector Number	Rain Tight Connector Number
HW307 01403	14	3	7	30	3-18	0.56	50	0.66	200	424MA02	416MC02
HW307 01404	14	4	7	30	1-14	0.52	50	0.63	203	424MA02	416MC02
HW307 01405	14	5	7	30	1-14	0.53	50	0.63	224	424MA02	416MC03
HW307 01407	14	7	7	30	1-14	0.60	50	0.71	287	424MA02	416MC03
HW307 01409	14	9	7	30	1-14	0.75	50	0.85	368	424MA03	416MC04
HW307 01412	14	12	7	30	1-14	0.79	50	0.89	425	424MA03	416MC04
HW307 01419	14	19	7	30	1-14	0.92	50	1.02	594	424MA04	416MC05
HW307 01437	14	37	7	30	1-14	1.22	50	1.32	1030	424MA05	416MC06
HW307 01203	12	3	7	30	3-16	0.56	50	0.66	226	424MA02	416MC03
HW307 01204	12	4	7	30	1-12	0.55	50	0.65	246	424MA02	416MC03
HW307 01205	12	5	7	30	1-12	0.61	50	0.71	302	424MA02	416MC03
HW307 01207	12	7	7	30	1-12	0.64	50	0.74	362	424MA03	416MC04
HW307 01209	12	9	7	30	1-12	0.79	50	0.89	458	424MA03	416MC04
HW307 01212	12	12	7	30	1-12	0.83	50	0.94	545	424MA04	416MC05
HW307 01219	12	19	7	30	1-12	0.98	50	1.08	779	424MA04	416MC05
HW307 01237	12	37	7	30	1-12	1.38	50	1.50	1430	424MA05	416MC06

APPLICATION:

For use in harsh environments where maximum conductor protection is required. Impervious armor prevents the entrance of water, gas and corrosive elements into the electrical core. Used for power, control and lighting circuits in a broad range of commercial and industrial pulp and paper, mining, and petroleum applications.

Approved for use in wet or dry locations at 90°C, installation indoors or outdoors, aerially, in conduits, ducts, cable trays or direct burial in circuits not exceeding 600 volts.

UL listed, Type MC-HL per UL Standard 2225 for use in Class I, Division I hazardous locations. National Electric Code approved for use at 90°C for continuous operation, 130°C for emergency overload conditions, and 250°C for short circuit conditions. Impervious continuously welded and corrugated aluminum armor cable is recommended as an economical alternative to wire in conduit systems. Listed as Type TC-ER per UL Standard

CONDUCTORS:

Soft bare annealed copper per ASTM B-3, Class B stranding per ASTM B-8

INSULATION:

Cross-linked polyethylene (XLP) per ICEA S-95-658 and UL Standard 44 for Type XHHW-2 conductors

GROUNDING CONDUCTOR:

Soft bare annealed copper per ASTM B-3, Class B stranding per ASTM B-8 sized in accordance with NEC requirements

ARMOR:

Impervious continuously welded and corrugated aluminum

JACKET:

Black flame-retardant and sunlight resistant PVC

FLAME TESTS:

- UL 1685
- ICEA T-29-520 (210,000 BTU/hr) Flame Test
- IEEE 383 (70,000 BTU/hr) Flame Test
- IEEE 1202 Flame Test
- ICEA T-29-520 (210,000 BTU/hr) Flame Test
- IEC 332-3 Category A fire test
- CSA FT4

COLOR CODE:

ICEA Method 1, Table E-2

ADDITIONAL STANDARDS:

- UL listed Type CWCMC to IEEE 45/IEEE 1580 (46 CFR Part 111.60-23) Marine Shipboard Cable
- Meets requirements of CSA-C22.2 No. 0.3, -40°C cold impact test

CONNECTORS:

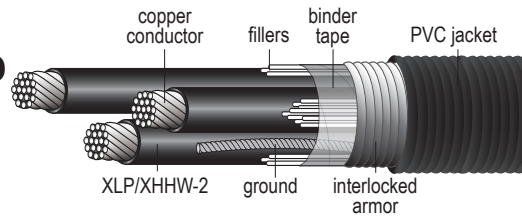
- Explosion Proof, Class I Division 1: 424MA series – all nickel-plated aluminum
- Rain Tight: 416MC series – all nickel-plated brass

ARMORED CABLE

SPECIFICATION
HW307

**IMPERVIOUS CONTINUOUSLY WELDED
ARMOR – POWER & CONTROL CABLE**

**600 Volt UL Type MC-HL, CT USE, 90°C
XLP XHHW-2 Insulation
Aluminum Armor
Copper Conductors**



Catalog Number	Size AWG	Number of Conductors	Number of Strands	Insulation Thickness Mils	Ground Wire Size AWG	Armor Overall Diameter Inch	Jacket Thickness Mils	Overall Diameter Inches	Net Weight Lbs/Mft	Class I Div. 1 Connector Number	Rain Tight Connector Number
HW307 01003	10	3	7	30	3-14	0.62	50	0.66	312	424MA02	416MC03
HW307 01004	10	4	7	30	1-10	0.63	50	0.73	343	424MA02	416MC03
HW307 01009	10	9	7	30	1-10	0.92	50	1.02	630	424MA04	416MC05
HW307 00803	8	3	7	45	3-14	0.75	50	0.86	413	424MA03	416MC04
HW307 00804	8	4	7	45	1-10	0.79	50	0.90	468	424MA03	416MC04
HW307 00603	6	3	7	45	3-12	0.80	50	0.91	542	424MA03	416MC04
HW307 00604	6	4	7	45	1-8	0.96	50	1.07	685	424MA04	416MC04
HW307 00403	4	3	7	45	3-12	0.94	50	1.04	735	424MA04	416MC05
HW307 00404	4	4	7	45	1-8	1.18	50	1.29	980	424MA04	416MC05
HW307 00203	2	3	7	45	3-10	1.13	50	1.24	1097	424MA05	416MC05
HW307 00204	2	4	7	45	1-6	1.37	50	1.49	1410	424MA05	416MC06

APPLICATION:

For use in harsh environments where maximum conductor protection is required. Impervious armor prevents the entrance of water, gas and corrosive elements into the electrical core. Used for power, control and lighting circuits in a broad range of commercial and industrial pulp and paper, mining, and petroleum applications.

Approved for use in wet or dry locations at 90°C, installation indoors or outdoors, aerially, in conduits, ducts, cable trays or direct burial in circuits not exceeding 600 volts.

UL listed, Type MC-HL per UL Standard 2225 for use in Class I, Division I hazardous locations. UL approved for use at 90°C for continuous operation, 130°C for emergency overload conditions, and 250°C for short circuit conditions. Impervious continuously welded and corrugated aluminum armor cable is recommended as an economical alternative to wire in conduit systems.

CONDUCTORS:

Soft bare annealed copper per ASTM B-3, Class B stranding per ASTM B-8

INSULATION:

Cross-linked polyethylene (XLP) per ICEA S-95-658 and UL Standard 44 for Type XHHW-2 conductors

GROUNDING CONDUCTOR:

Soft bare annealed copper per ASTM B-3, Class B stranding per ASTM B-8 sized in accordance with NEC requirements

ARMOR:

Impervious continuously welded and corrugated aluminum

JACKET:

Black flame-retardant and sunlight resistant PVC

FLAME TESTS:

- UL 1685
- ICEA T-29-520 (210,000 BTU/hr) Flame Test
- IEEE 383 (70,000 BTU/hr) Flame Test
- IEEE 1202 Flame Test
- ICEA T-29-520 (210,000 BTU/hr) Flame Test
- IEC 332-3 Category A fire test
- CSA FT4

COLOR CODE:

ICEA Method 1, Table E-2

ADDITIONAL STANDARDS:

- UL listed Type CWCMC to IEEE 45/IEEE 1580 (46 CFR Part 111.60-23) Marine Shipboard Cable
- Meets requirements of CSA-C22.2 No. 0.3, -40°C cold impact test

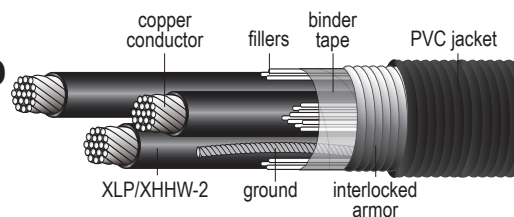
CONNECTORS:

- Explosion Proof, Class I Division 1: 424MA series – all nickel-plated aluminum
- Rain Tight: 416MC series – all nickel-plated brass

ARMORED CABLE

**IMPERVIOUS CONTINUOUSLY WELDED
ARMOR – POWER & CONTROL CABLE**

**600 Volt UL Type MC-HL, CT USE, 90°C, TC-ER
XLP XHHW-2 Insulation
Aluminum Armor
Copper Conductors**



Catalog Number	Size AWG	Number of Conductors	Number of Strands	Insulation Thickness Mils	Ground Wire Size AWG	Armor Overall Diameter Inch	Jacket Thickness Mils	Overall Diameter Inches	Net Weight Lbs/Mft	Class I Div. 1 Connector Number	Rain Tight Connector Number
HW307 10103	1/0	3	19	55	3-10	1.35	50	1.46	1592	424MA05	416MC06
HW307 10104	1/0	4	19	55	1-6	1.57	50	1.71	2075	424MA06	416MC07
HW307 20103	2/0	3	19	55	3-10	1.43	50	1.53	1974	424MA06	416MC07
HW307 20104	2/0	4	19	55	1-6	1.57	60	1.71	2440	424MA06	416MC08
HW307 30103	3/0	3	19	55	3-8	1.58	60	1.71	2420	424MA06	416MC08
HW307 30104	3/0	4	19	55	1-4	1.73	60	1.87	3010	424MA06	416MC08
HW307 40103	4/0	3	19	55	3-8	1.71	60	1.81	2905	424MA06	416MC08
HW307 40104	4/0	4	19	55	1-4	1.96	60	2.09	3670	424MA07	416MC08
HW307 25003	250	3	37	65	3-8	1.93	60	2.05	3385	424MA07	416MC08
HW307 25004	250	4	37	65	1-4	1.96	60	2.09	4215	424MA08	416MC09
HW307 35003	350	3	37	65	3-6	2.22	60	2.35	4560	424MA08	416MC09
HW307 35004	350	4	37	65	1-3	2.48	75	2.61	5835	424MA08	416MC09
HW307 50003	500	3	37	65	3-6	2.48	75	2.64	6245	424MA08	416MC09
HW307 50004	500	4	37	65	1-2	2.80	75	2.93	8190	424MA09	416MC09
HW307 75003	750	3	61	80	3-4	3.17	85	3.36	9530	424MA10	416MC10

APPLICATION:

For use in harsh environments where maximum conductor protection is required. Impervious armor prevents the entrance of water, gas and corrosive elements into the electrical core. Used for power, control and lighting circuits in a broad range of commercial and industrial pulp and paper, mining, and petroleum applications.

Approved for use in wet or dry locations at 90°C, installation indoors or outdoors, aerially, in conduits, ducts, cable trays or direct burial in circuits not exceeding 600 volts.

UL listed, Type MC-HL per UL Standard 2225 for use in Class I, Division I hazardous locations. UL approved for use at 90°C for continuous operation, 130°C for emergency overload conditions, and 250°C for short circuit conditions. Impervious continuously welded and corrugated aluminum armor cable is recommended as an economical alternative to wire in conduit systems.

CONDUCTORS:

Soft bare annealed copper per ASTM B-3, Class B stranding per ASTM B-8

INSULATION:

Cross-linked polyethylene (XLP) per ICEA S-95-658 and UL Standard 44 for Type XHHW-2 conductors

GROUNDING CONDUCTOR:

Soft bare annealed copper per ASTM B-3, Class B stranding per ASTM B-8 sized in accordance with NEC requirements

ARMOR:

Impervious continuously welded and corrugated aluminum

JACKET:

Black flame-retardant and sunlight resistant PVC

FLAME TESTS:

- UL 1685
- ICEA T-29-520 (210,000 BTU/hr) Flame Test
- IEEE 383 (70,000 BTU/hr) Flame Test
- IEEE 1202 Flame Test
- ICEA T-29-520 (210,000 BTU/hr) Flame Test
- IEC 332-3 Category A fire test
- CSA FT4

COLOR CODE:

- ICEA Method 4

ADDITIONAL STANDARDS:

- UL listed Type CWCMC to IEEE 45/IEEE 1580 (46 CFR Part 111.60-23) Marine Shipboard Cable
- Meets requirements of CSA-C22.2 No. 0.3, -40°C cold impact test

CONNECTORS:

- Explosion Proof, Class I Division 1: 424MA series – all nickel-plated aluminum
- Rain Tight: 416MC series – all nickel-plated brass

ARMORED CABLE